The Corporeal Beast

Papercraft by Misterxman

Model from Runescape, by Jagex



Instructions:

-Open PDO file in Pepakura Viewer

-Select "Check Corresponding Faces" for assembly

-Print template on Letter (8.5"x11") cardstock (110 lb) paper

-Use regular glue for most pieces

-Use fast drying glue for connecting main parts together (head, legs, arms)

-Build sequence: Head, chest, arms, tail, legs, close at back

-Build spikes/toes/teeth from tip first

-Optional: Remove fold lines in Pepakura under "Other Settings" menu

For personal use only, enjoy!

www.misterxman.deviantart.com



2/38 (fila1 col2)



3/38 (fila1 col3)





5/38 (fila1 col5)



6/38 (fila2 col1)



7/38 (fila2 col2)



8/38 (fila2 col3)



9/38 (fila2 col4)





11/38 (fila3 col1)





13/38 (fila3 col3)







16/38 (fila4 col1)



17/38 (fila4 col2)





19/38 (fila4 col4)



20/38 (fila4 col5)



21/38 (fila5 col1)



22/38 (fila5 col2)











27/38 (fila6 col2)



28/38 (fila6 col3)



29/38 (fila6 col4)



30/38 (fila6 col5)













36/38 (fila8 col1)



